

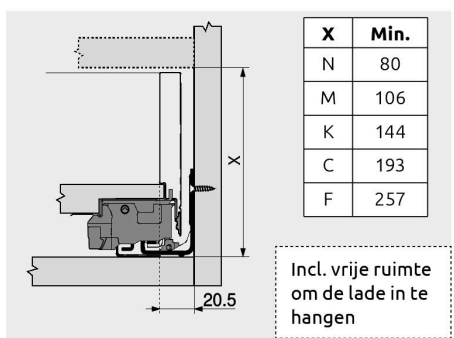
LEGRABOX Lade - spoelbaklade - sifonlade

Firma		Telefoon	
Gemeente		E-mail	
Commissie		Levertijd	

Ladezijden	Bodem + rug	Geleiders	Frontbevestiging
<input type="radio"/> zijdewit <input type="radio"/> oriongrijs <input type="radio"/> carbonzwart	<input type="radio"/> wit <input type="radio"/> donkergrijs <input type="radio"/> carbonzwart	<input type="radio"/> BLUMOTION <input type="radio"/> TIP-ON BLUMOTION ⁽²⁾	<input type="radio"/> EXPANDO <input type="radio"/> EXPANDO T <input type="radio"/> schroefversie
Opvullijst ⁽³⁾	Verpakking	Inlegmatten	
<input type="radio"/> wit <input type="radio"/> lichtgrijs <input type="radio"/> platina zilvergrijs <input type="radio"/> oriongrijs <input type="radio"/> zwart	<input type="radio"/> V1 <input type="radio"/> ProBOX ⁽⁴⁾	<input type="radio"/> antislip-fiber <input type="radio"/> wit <input type="radio"/> grijs <input type="radio"/> zwart <hr/> <input type="radio"/> vinyl-fiber <input type="radio"/> quartz <input type="radio"/> bister <hr/> <input type="radio"/> Flock <input type="radio"/> grijs <input type="radio"/> zwart	

Specificaties												
Nr	Aantal	Ladetype ⁽⁵⁾	Breedte corpus		Ladediepte	Draagkracht ⁽⁶⁾	Front M/Z ⁽⁷⁾	Front C/Z - C/Z free ⁽⁸⁾	Opties			
			Binnenbreedte	Opvullijst					Stabilisator ⁽⁹⁾	Dwarsreling	Meeneerset ⁽¹⁰⁾	
1				<input type="radio"/> 1 <input type="radio"/> 2	mm	kg			<input type="radio"/>		<input type="radio"/>	
2				<input type="radio"/> 1 <input type="radio"/> 2	mm	kg			<input type="radio"/>		<input type="radio"/>	
3				<input type="radio"/> 1 <input type="radio"/> 2	mm	kg			<input type="radio"/>		<input type="radio"/>	
4				<input type="radio"/> 1 <input type="radio"/> 2	mm	kg			<input type="radio"/>		<input type="radio"/>	
5				<input type="radio"/> 1 <input type="radio"/> 2	mm	kg			<input type="radio"/>		<input type="radio"/>	
6				<input type="radio"/> 1 <input type="radio"/> 2	mm	kg			<input type="radio"/>		<input type="radio"/>	
7				<input type="radio"/> 1 <input type="radio"/> 2	mm	kg			<input type="radio"/>		<input type="radio"/>	

Specificaties - uitbreiding sifonlade ⁽¹¹⁾								
Type lade	Enkel - dubbel	Enkel - dubbel		Dubbel	Dubbel	Enkel - dubbel	Controle binnenmaat ENKEL	Controle binnenmaat DUBBEL
Nr.	X ⁽¹²⁾	Z1		M ⁽¹³⁾	Z2	Y ⁽¹²⁾		
	mm	<input type="radio"/> 160 mm	<input type="radio"/> 300 mm	mm	<input type="radio"/> 160 mm <input type="radio"/> 300 mm	mm		
	mm	<input type="radio"/> 160 mm	<input type="radio"/> 300 mm	mm	<input type="radio"/> 160 mm <input type="radio"/> 300 mm	mm		
	mm	<input type="radio"/> 160 mm	<input type="radio"/> 300 mm	mm	<input type="radio"/> 160 mm <input type="radio"/> 300 mm	mm		












- (2) TIP-ON BLUMOTION is niet mogelijk bij spoelbaklades
 (3) Symmetrisch profiel, dikte 25 mm
 (4) Minimale bestelhoeveelheid: 4 stuks
 (5) Zie volgende pagina's
 (6) De draagkracht is afhankelijk van de lengte: zie tabel volgende pagina
 (7) M: metaal, G: glas
 (8) R: reling, GH: glas hoog, GL: glas laag
 (9) Wordt aanbevolen bij brede, ondiepe lades
 (10) Voor M en K metalen binnenladefronten
 (11) Steeds M rugwanden bij sifonlades
 (12) X en Y kunnen variabel zijn, maar moeten minimaal 159 mm zijn
 (13) M kan variabel zijn, maar moet minimaal 97 mm zijn

Opmerking:

Maatvoering




LEGRABOX LADE BLUMOTION of TIP-ON BLUMOTION

LADEDIEPTE + GEWICHT

	270	<i>niet beschikbaar</i>
	300	<i>N - F</i>
	350	<i>N - F</i>
	400	
	450	
	500	
	550	
	600	<i>N</i>
	650	<i>N - K</i>







LEGRABOX SPOELBAKLADE BLUMOTION

niet beschikbaar

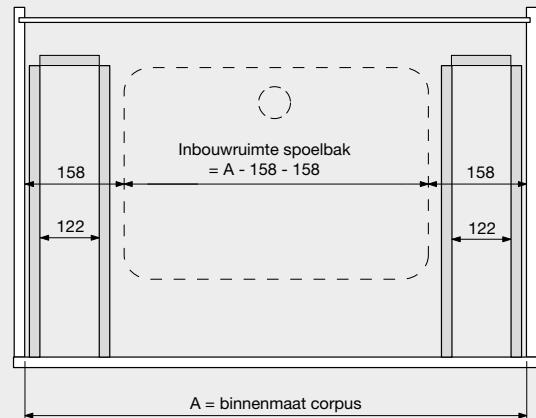
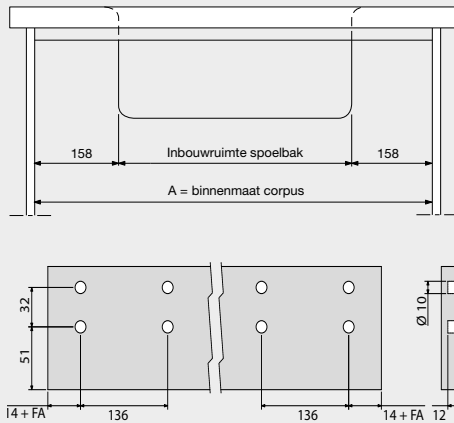
	400	<i>N - K - F</i>
	450	<i>N - K - F</i>
	500	<i>N - K - F</i>

LEGRABOX SIFONLADE BLUMOTION of TIP-ON BLUMOTION

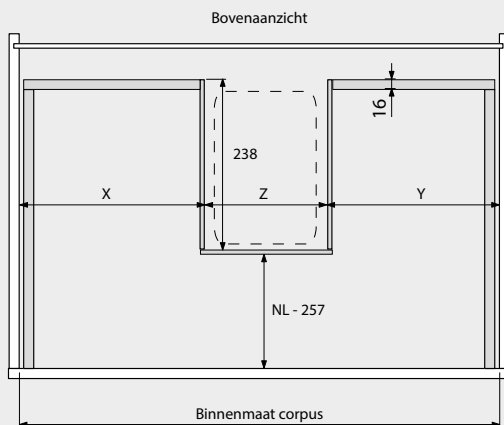
niet beschikbaar

	350	<i>N - F</i>
	400	<i>N - F</i>
	450	<i>N - F</i>
	500	<i>N - F</i>
	550	<i>N - F</i>
	600	<i>N - F</i>

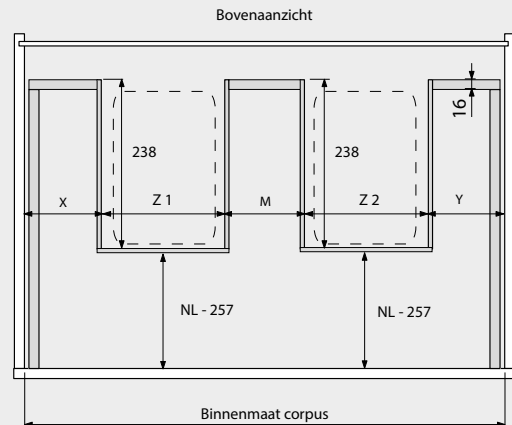
MAATVOERING SPOELBAKLADE



MAATVOERING ENKELE SIFONLADE



MAATVOERING DUBBELE SIFONLADE



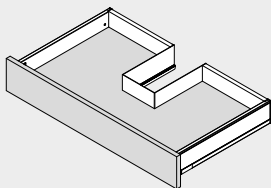
Lade en spoelbaklade

LADES	N		M		K	
	C		C free		F	
	M/Z	 * 109mm met meenemer	M/Z - glas		K/Z front binnenlade: metaal	
BINNENLADES	C/Z - reling		C/Z - laag glas		C/Z - hoog glas	
	C/Z free - reling		C/Z free - laag glas		C/Z free - hoog glas	
	MY		CS		CS free	
SPOELBAKLADE						

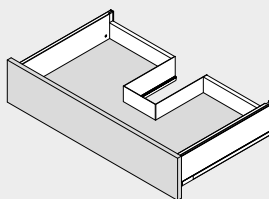
Enkele sifonlade

ENKELE SIFONLADE

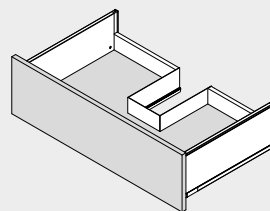
MY



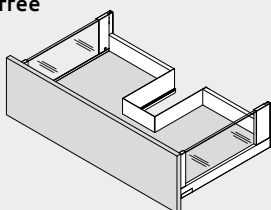
KY



CY

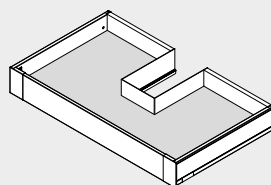


CY free

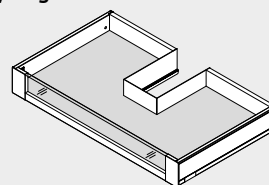


ENKELE SIFONBINNENLADE

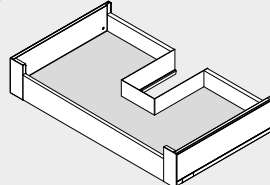
MY/Z



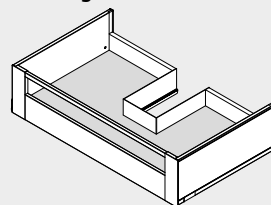
MY/Z - glas



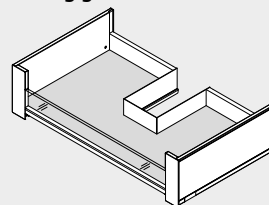
KY/Z - metaal



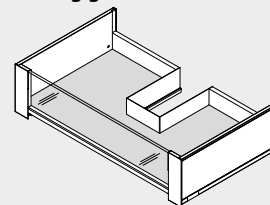
CY/Z - reling



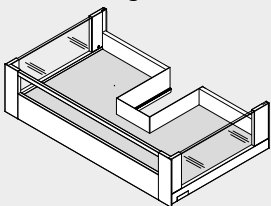
CY/Z - laag glas



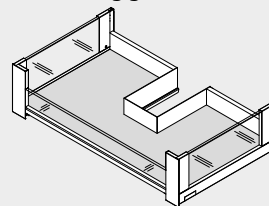
CY/Z - hoog glas



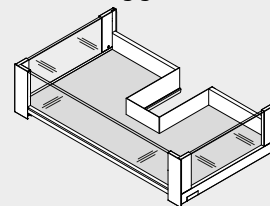
CY/Z free - reling



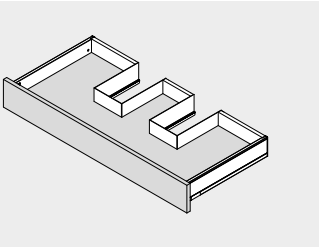


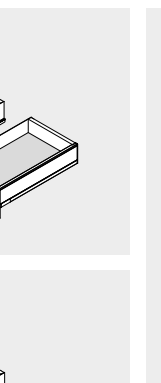
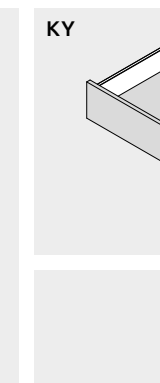


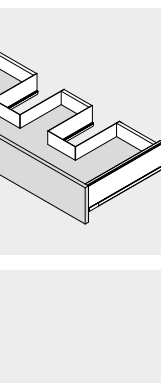
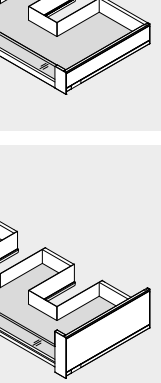



CY/Z free - laag glas



CY/Z free - hoog glas



Dubbele sifonlade

DUBBELE SIFONLADE	MY 	KY 	CY 
	CY free 		
DUBBELE SIFONBINNENLADE	MY/Z 	MY/Z - glas 	KY/Z - metaal 
	CY/Z - reling 	CY/Z - laag glas 	CY/Z - hoog glas 
	CY/Z free - reling 	CY/Z free - laag glas 	CY/Z free - hoog glas 